

# Relish Running Races

## Skyline Night Race Information - 16<sup>th</sup> Nov 2024, from 18:00

Car Parking at West Car Park, Uni of Bath, Bath, BA2 7AY. W3W /// [radio.boom.tooth](https://www.radio.boom.tooth)

Start/Finish West Overflow Car Park, Uni of Bath, BA2 7AY. W3W /// [drove.crisp.admire](https://www.drove.crisp.admire)

Number collection open 1hr before each event's start time

### On the Night Reg – please see the Schedule doc for start times

5km	£26	Provisional Start time 18:00
10km	£31	Provisional Start time 18:00

On the day race places can be purchased with cash or card. Places subject to availability, please see the final schedule for confirmation. **We have guaranteed spaces on the day for new sign ups. The races have now reached capacity in that all our places for runners to collect medals on the day have been booked so a new order of medals for runners who register on race day will be made after the race and these medals posted out to you, medals will take ~3weeks to arrive.**

### Important Notices

**Location** - We are in West Car Park. Please note it is not accessed via the main entrance. Please refer to the map below and signs on the day to go direct to West Car Park - DO NOT enter at the main entrance to the University as there is no easy way round to us.


**Off-Road or Trail Shoes** – It will be muddy and slippery on the course. Off-road shoes will be a great asset!!!

**Music Players** – As set out UK Athletics rules, in ear, or over ear headphones are not permitted. Bone conducting headphones are permitted.

**Headtorches** - All runners must wear and provide their own headtorch, or chest torch. No torch, no race.

**Canicross** - There is no canicross section for this race

**Car Parking - BA2 7AY (see directions pdf)**



Follow the Relish Running signs to the car park. DO NOT drive in the main entrance of the University. The campus is a busy site, with lots of construction and one way roads, finding us will be tough if you access via the main campus road.



Unlike our race route signs, these DO NOT glow in the dark, so keep a keen eye out for them when you are within 1 mile of the university.

The event car park is listed as Permit Only but we have hired this car park for this event so it does not apply. There is no charge for parking in the event car park. If you park elsewhere in the University, then normal parking charges will apply.

From the car park, please follow the smaller orange or pink signs to get to registration.



## Facilities

We will have portaloos on site, hot drinks and a bag drop area. This year the Sports Training Village have asked us not to direct runners to their toilet and changing room facilities.



## Are you posting out race numbers?

Nope. All numbers will be available to collect on the day.

## Registration 17:00 - 18:00

There will also be desks for Number Collection with signs Wave 1, Wave 2 and Wave 3 etc. Please check the start lists (published on Thursday before the race) to find your event wave. Number Collection is linked to the Event Wave, please refer to the start lists.

## Waves

It will not be possible to swap wave in advance of, or on the race day itself. Please do not email in :-) If you did not select a wave when you registered then we selected the first available wave for you. All waves are open to all runners of all abilities, this is to help runners spread out over the course and ensure there are no bottlenecks in the narrow sections.

All waves are colour coded, **YOU MUST START IN YOUR COLOUR WAVE**. Our timing system relies on people starting in the correct colour wave. If you start in the incorrect wave you will throw out the results and the prizes, and therefore be removed from the results entirely (DQ).

## Provisional Schedule

18:00 - 10km Wave 1  
18:10 - 10km Wave 2, 3  
18:00 - All 5km


## Race Briefing

The race briefing will take place at the start line 5mins before each wave start.

**Laps:** - 5km runners complete 1 lap of the looped section of the course, 10km runners complete 2 laps of the looped section of the course. Note that all waves will get mixed together, so don't just follow the feet in front of you, look out for the signs!

**Terrain:-** It is a muddy and in places technical course! Be careful on the descents as leaves will obscure tree roots and rocks. Take your time on the technical parts of the course and save your energy for the more open parts. Off-Road or trail shoes are highly recommended. Visit Running Bath (shop in Bath), or Running Home (online store) to get your off road shoes.

**Other Users:-** There may be members of the public on the course as it makes use of the National Trust Skyline route, please be mindful of them and politely let them know of your approach. It is vitally important that the race is seen in a positive light (ha ha....sorry) not only by those taking part, but those who see it pass by too.



## Course Descriptions - 5km & 10km

Runners head from West Car park and over the footbridge over Quarry Road and start a gradual climb along the footpath around the back of the University accommodation. Mainly flat, the terrain shifts from a solid stone path to a wood chip path as it goes, after approximately 1km.

Runners will join the footpath which skirts around the edge of the golf course. After a few hundred metres runners will descend into Bathampton Woods where the technical terrain begins.

As you drop down into the woods it will be slippery so please take care. Follow the path meandering through some beautiful old woodlands.

After meandering through the woods you will emerge into Bathampton fields with great views over the valley below and over to Solsbury Hill.....trust me, they are there. It is nice and open, slightly downhill to begin with a great place to pick up speed.

After the 3km sign the track turns from grass to mud, lots of mud. At the far end of this track you will enter the golf course car park which is open to their membership during the course of the event. Please follow the marshals instructions and stick to the right hand side as you skirt the perimeter of the car park.


You will now head down the access road to the car park, once again, please stick tight to the right hand side, UNTIL you reach the crossing point at the bottom of the slope. Please do not spill out in the middle of the road as we need to maintain normal access for the golf course users (who will probably not be playing night golf....but you never know) who have been big supporters of this event.

A short scramble from the road sides brings runners out at Sham Castle, a great little folly which is a prominent feature of the Bath skyline. With the castle on your left, there are great views night time over the city of Bath to your right.

Follow the edge of the field before bringing you to the stone stile. Rather than going straight back over the bridge, you need to turn right the descent some steps. At the bottom of the steps turn left and run along the footpath by the road side, before looping back once again towards the start/finish.

Remember is a 2 lap 10km, 1 lap 5km course so please do not ust follow the feet in front of you!

## Race Photos



Professional race photos are available to purchase from [Image Works Photography](#), you can search quickly using your race number or by uploading a selfie. You can register now to hear when your photos are up!

Photos are added to their site within 48hrs of the event and there is a 10% discount automatically applied on all purchases made with the first 48hrs of the photos going on sale.

## Results

To enable us to record fast and accurate results please make sure your number is clearly visible when you cross the line. Results will be posted online around 22:00 [here](#). If you have any queries after 22:00, please email [tom@relishrunningraces.com](mailto:tom@relishrunningraces.com) and we will take a look for you on Monday.

## Prizes

There are prizes for the 5km and 10km, with the final quantity of prizes being dependent on the number of finishers on the day.

The final number of prizes awarded is determined by the number of finishers for each gender in a given race distance. If there are more than 100 finishers then the full range of awards are made; top 3 and first in each age group. If there are between 50-100 finishers then the top 3 finishers overall will be awarded a prize. If there are less than 50 then only the winner will be awarded a prize.

Prize winner's will be contacted by the end of race week over email.

## Finish – As soon as you can!

The finish is in the same place as the start. You can then collect your medal and help yourself to our refreshments; jelly beans, jaffa cakes, oranges, water and other treats.

